

IQ17000V 220V/50HZ CAPACITY CHART

WATTS BTU/HR

7,325 25000

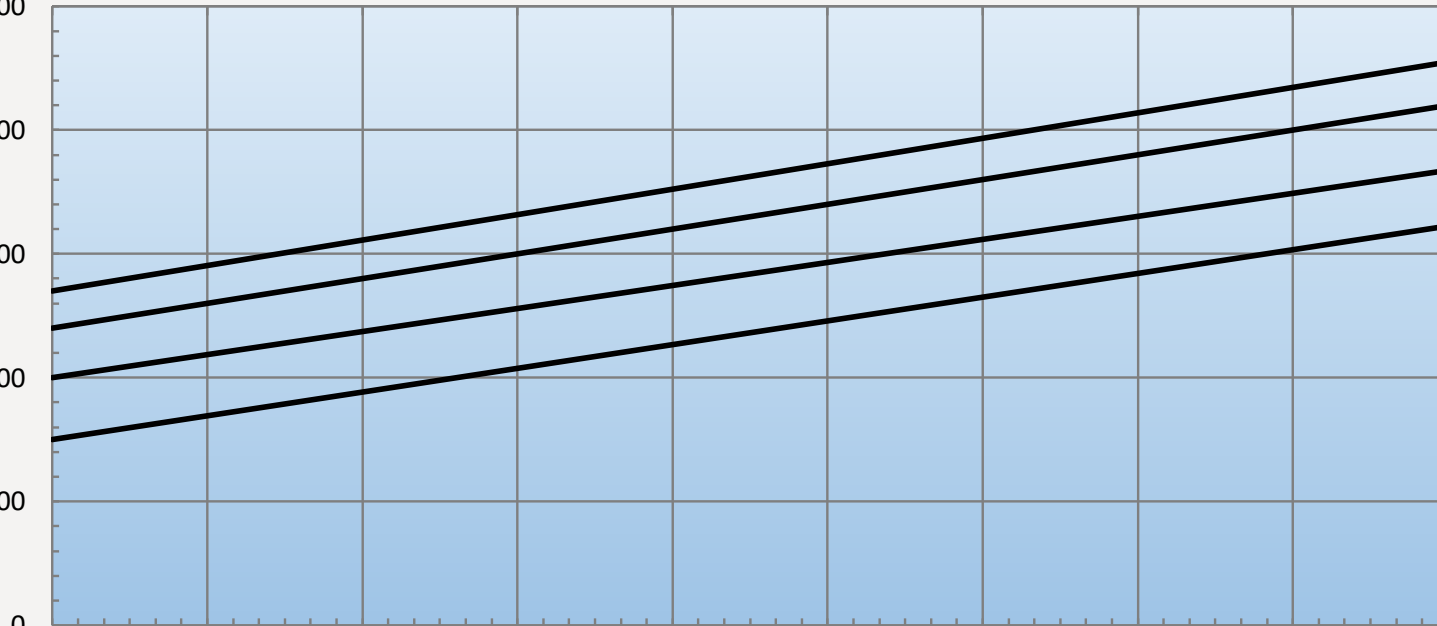
5,860 20000

4,395 15000

2,930 10000

1,465 5000

0



77°F/25°C

95°F/35°C

113°F/45°C

131°F/55°C

AMBIENT TEMPERATURE

77 83 89 95 101 107 113 119 125 131 °F

25.0 28.3 31.7 35.0 38.3 41.7 45.0 48.3 51.7 55.0 °C

RETURN AIR TEMPERATURE

IQ17000V 230V/60HZ CAPACITY CHART

WATTS BTU/HR

7,325 25000

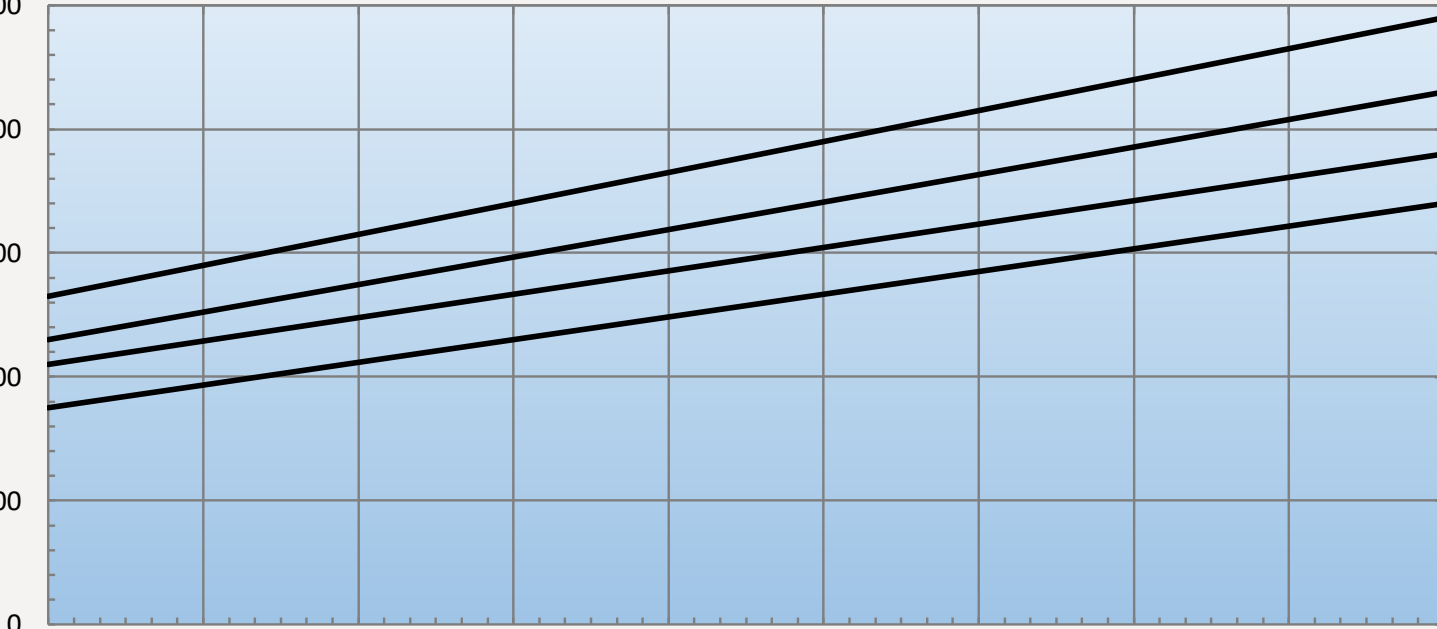
5,860 20000

4,395 15000

2,930 10000

1,465 5000

0



77°F/25°C

95°F/35°C

113°F/45°C

131°F/55°C

AMBIENT TEMPERATURE

77 83 89 95 101 107 113 119 125 131 °F

25.0 28.3 31.7 35.0 38.3 41.7 45.0 48.3 51.7 55.0 °C

RETURN AIR TEMPERATURE

IQ17000V 400V/50HZ CAPACITY CHART

WATTS BTU/HR

7,325 25000

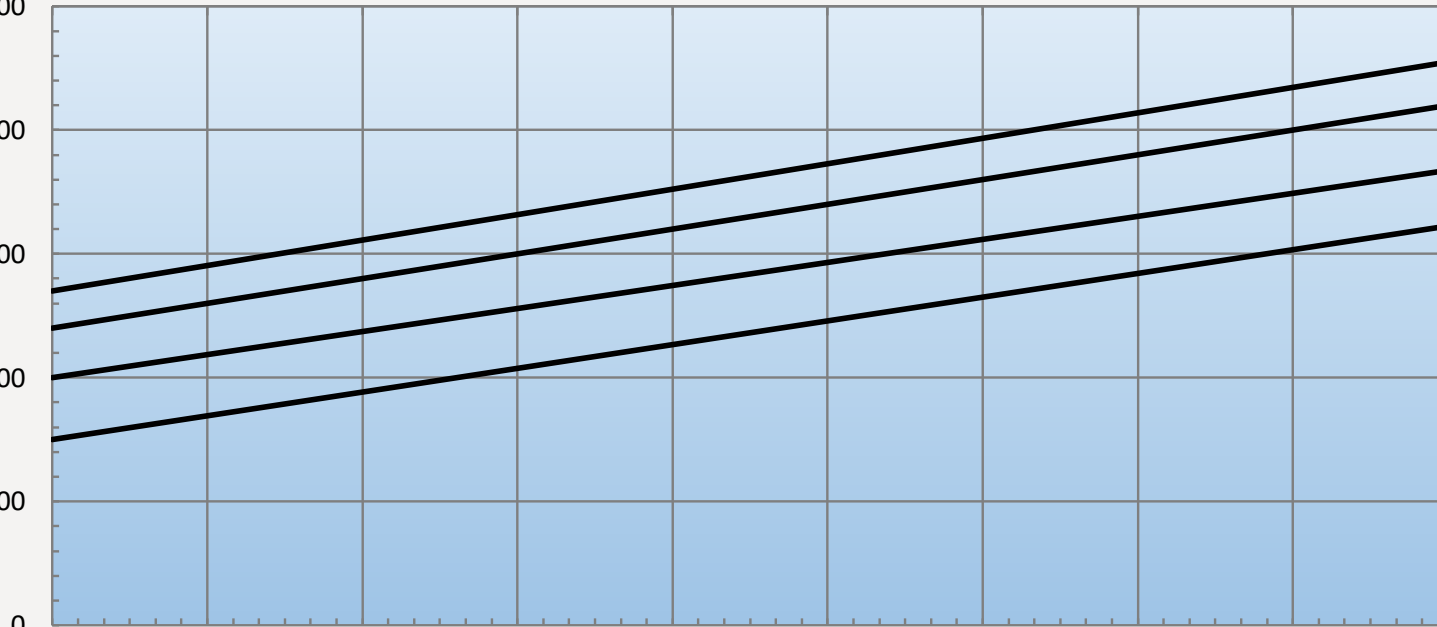
5,860 20000

4,395 15000

2,930 10000

1,465 5000

0



77°F/25°C

95°F/35°C

113°F/45°C

131°F/55°C

AMBIENT TEMPERATURE

77 83 89 95 101 107 113 119 125 131 °F

25.0 28.3 31.7 35.0 38.3 41.7 45.0 48.3 51.7 55.0 °C

RETURN AIR TEMPERATURE

IQ17000V 400V/60HZ CAPACITY CHART

WATTS BTU/HR

7,325 25000

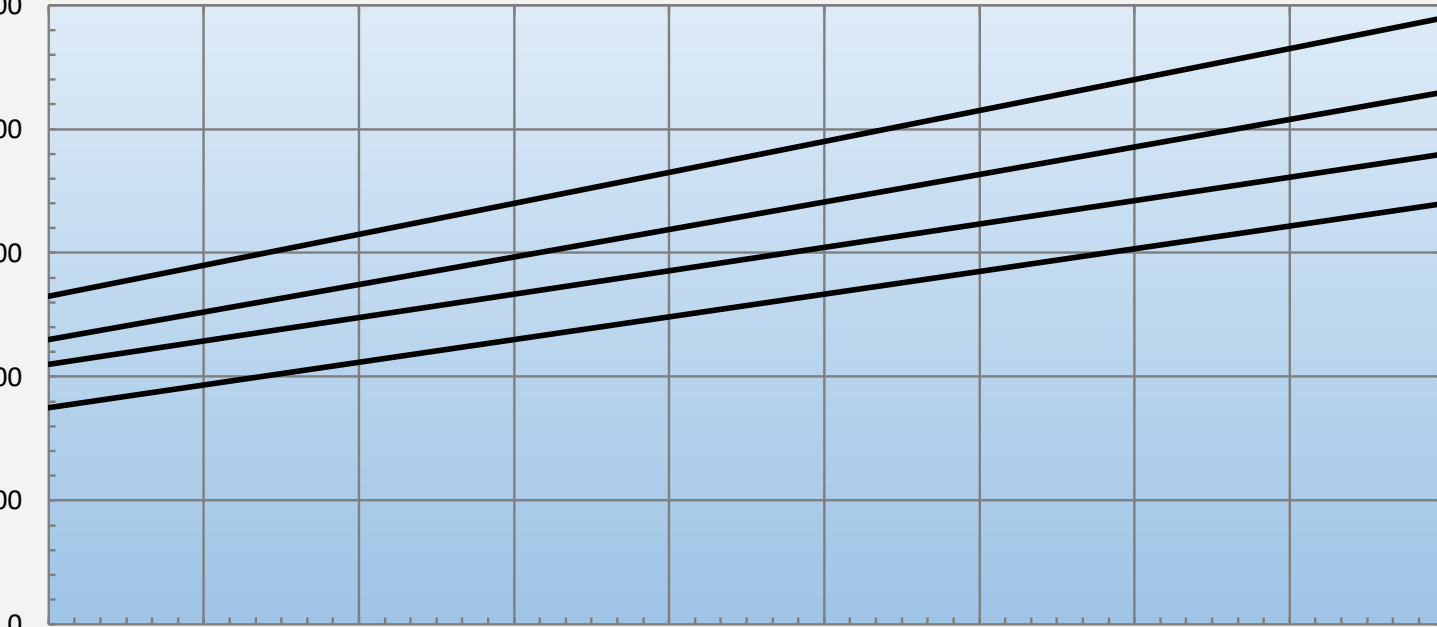
5,860 20000

4,395 15000

2,930 10000

1,465 5000

0



77°F/25°C
95°F/35°C
113°F/45°C
131°F/55°C

AMBIENT TEMPERATURE

77 83 89 95 101 107 113 119 125 131 °F
25.0 28.3 31.7 35.0 38.3 41.7 45.0 48.3 51.7 55.0 °C

RETURN AIR TEMPERATURE

IQ17000V 480V/50HZ CAPACITY CHART

WATTS BTU/HR

7,325 25000

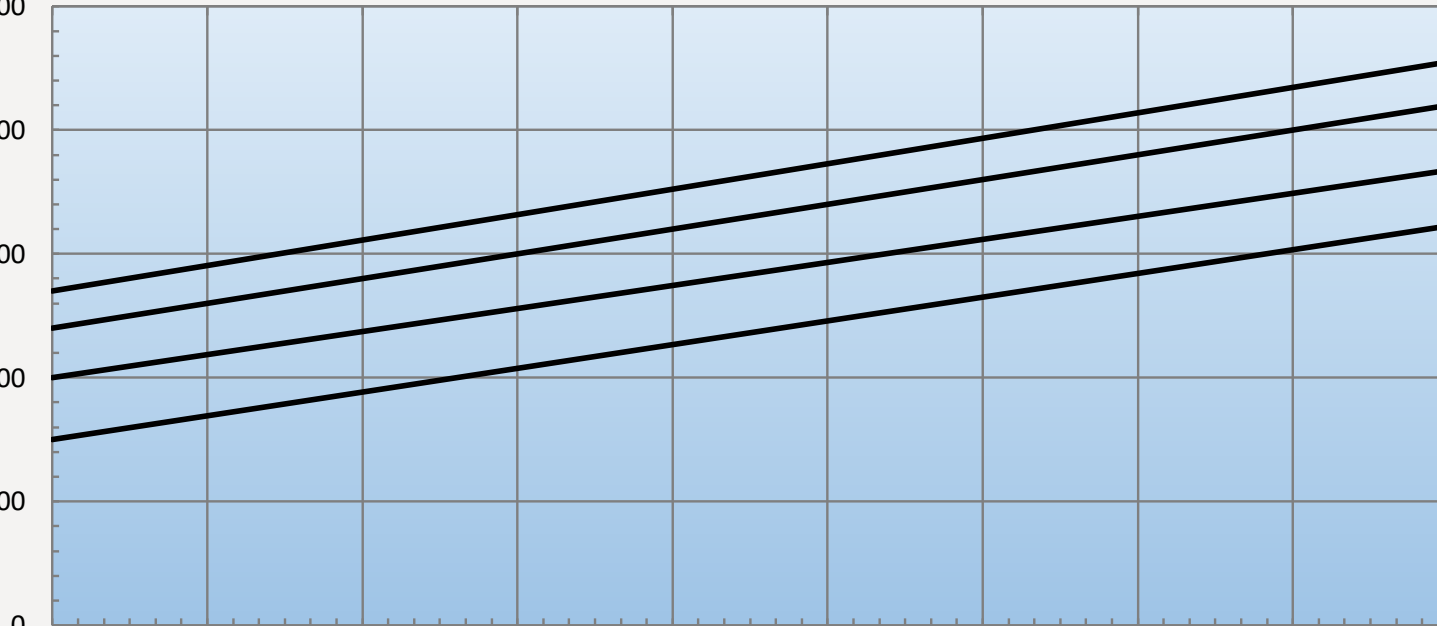
5,860 20000

4,395 15000

2,930 10000

1,465 5000

0



77°F/25°C

95°F/35°C

113°F/45°C

131°F/55°C

AMBIENT TEMPERATURE

77 83 89 95 101 107 113 119 125 131 °F

25.0 28.3 31.7 35.0 38.3 41.7 45.0 48.3 51.7 55.0 °C

RETURN AIR TEMPERATURE

IQ17000V 480V/60HZ CAPACITY CHART

WATTS BTU/HR

7,325 25000

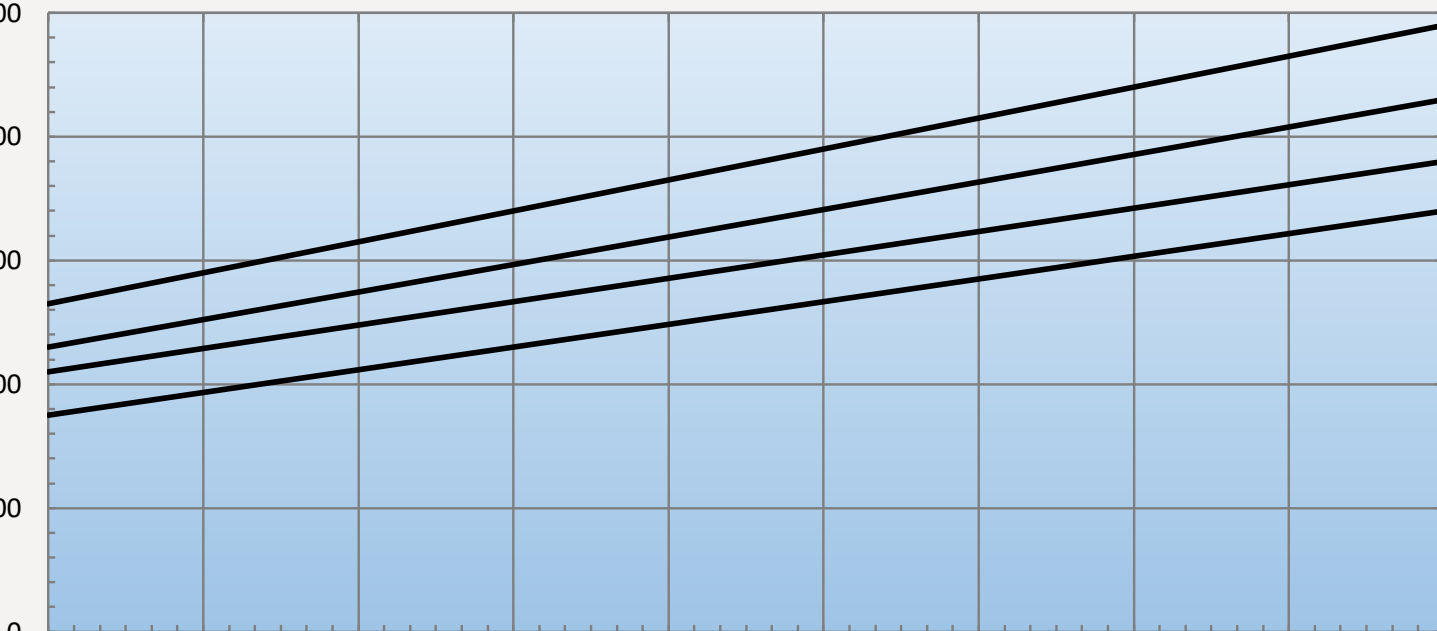
5,860 20000

4,395 15000

2,930 10000

1,465 5000

0



77°F/25°C

95°F/35°C

113°F/45°C

131°F/55°C

AMBIENT TEMPERATURE

77 83 89 95 101 107 113 119 125 131 °F

25.0 28.3 31.7 35.0 38.3 41.7 45.0 48.3 51.7 55.0 °C

RETURN AIR TEMPERATURE